

# Daily Market Review At-A-Glance

Thursday, November 12, 2020

## Market Highlight



- Overnight, UST Yield rose and stocks closed mix as news of a working COVID-19 vaccine seemed to placate investors against worry about surging infections.
- Reversal on equities price action which saw tech stocks leading the gain as NASDAQ closed up +2% boosted by stay-at-home theme along with the S&P, which rose slightly by +0.77%. The Dow on the other hand lost -0.08%.
- OPEC+ is planning to delay the timeline of hike in oil output by another 3-6 months citing concerns on weak oil demand as recovery remains fragile.

## Views on Exchange Rates



**USDTHB:** USDTHB traded in wide range between 30.15-30.40. Overnight, we saw a sharp reversal in spot with a short squeeze went through during NY session after T/N offshore traded heavily negative at -5 Satang. Thus, a failure to plunge below 30.15 has triggered the move higher however a rally was short-lived as we saw a new round of fresh selling. T/N offshore now trading near par indicating lighter position.

*Support/Resistance: 30.15/30.30*

USDTHB Exchange Rates



**USDJPY:** USDJPY lingered near key level at 105.5. Once again, higher UST yield did not trigger USDJPY to move higher as real moneys hedge outlier risks with JPY. Risk reversal traded lower in this past few days despite relatively positive risk sentiment. We prefer to sell USDJPY on rallies unless we see a meaningful break above 107.

*Support/Resistance: 104.45/106*

USDJPY Exchange Rates



**EURUSD:** EUR fell to its lowest level against the dollar in a week as yields on U.S. bonds rose compared with those on European bonds.

*Support/Resistance: 1.165/1.19*

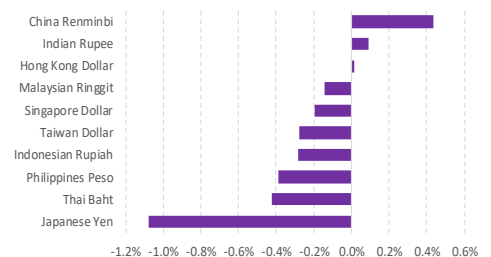
EURUSD Exchange Rates



## Exchange Rate

	5/11/20	11/11/20	12/11/20		5/11/20	11/11/20	12/11/20
USD/THB	30.76	30.33	30.23	USD/JPY	103.47	105.42	105.22
JPY/THB	29.71	28.77	28.73	EUR/USD	1.182	1.178	1.178
EUR/THB	36.38	35.72	35.61	GBP/USD	1.314	1.322	1.322
GBP/THB	40.43	40.10	39.96	AUD/USD	0.728	0.728	0.728
AUD/THB	22.40	22.07	22.01				

Regional foreign exchange rate spot return (7D)

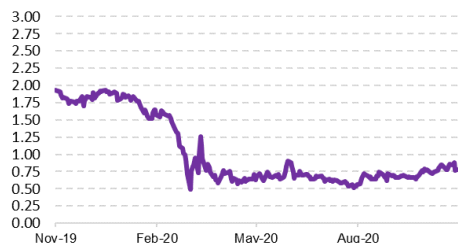


# Daily Market Review At-A-Glance

Thursday, November 12, 2020

## Views on Interest Rates

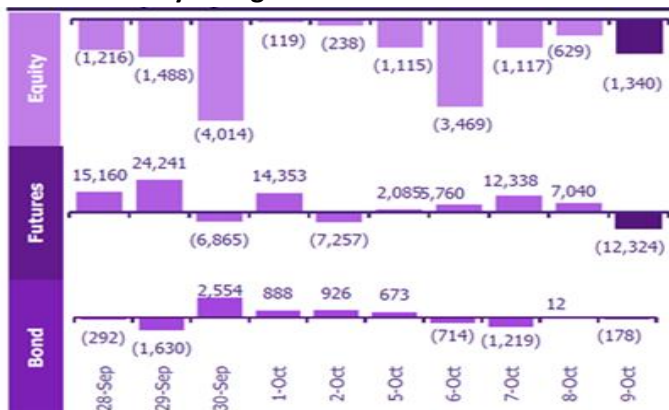
### U.S. 10 Year Treasury



**US** : UST 10Yr yield trading in range 0.93-0.97%. It tested resistance around 0.97%.

**THB** : Local and foreign investor buying short-end bond. THB curve was steepen yesterday following UST curve. We recommend to buying LB24DB at 0.80%.

## Thailand daily foreign net flows



	Equity (Btmn)	SET50 futures (Contract)	Bond (Btmn)*	Bond (Btmn)
Daily				
9-Oct-20	(1,340)	(12,324)	(1,969)	(178)
Weekly				
WTD	(7,671)	14,899	2,364	(1,426)
2-Oct-20	(7,075)	39,632	6,337	2,446
25-Sep-20	(6,363)	(44,345)	(7,236)	8,172
18-Sep-20	(3,646)	26,102	4,334	6,589
11-Sep-20	(1,686)	(1,609)	(267)	3,779
Monthly				
MTD	(8,028)	21,995	3,495	388
Sep-20	(23,189)	17,315	2,820	24,179
Aug-20	(27,661)	1,988	405	2,016
Jul-20	(10,178)	581	48	18,894
Quarterly				
QTD	(8,028)	21,995	3,495	388
3Q20	(61,028)	19,884	3,273	45,089
2Q20	(101,291)	(35,741)	(6,505)	4,628
1Q20	(115,355)	140,898	23,248	(101,771)
4Q19	(40,016)	(48,717)	(10,137)	(5,524)
YTD	(285,702)	147,036	23,513	(51,667)
2019	(45,245)	20,924	4,943	(15,893)
2018	(287,459)	(52,336)	(11,997)	286,582

## Key Indicator Update

Tenor	5/11/20	9/11/20	10/11/20
UST 3-mth	0.09	0.10	0.10
UST 6-mth	0.10	0.10	0.10
UST 1-yr	0.12	0.13	0.12
UST 5-yr	0.34	0.45	0.46
UST 10-yr	0.78	0.96	0.97

### Stock market

	9/11/20	10/11/20	%Change
SET Index	1,285.88	1,341.24	4.31
DJIA	29,157.97	29,420.92	0.90

### Repurchase rate

1-day	7-day	14-day	1-mth
1.25%	1.25%	1.25%	1.25%

### Commodities

	Previous Day	Last	%Change
WTI Crud	41.36	41.45	0.22
Gold	1,880.26	1,870.86	(0.50)

Tenor	5/11/20	9/11/20	10/11/20
TGB 6-mth	0.52	0.51	0.51
TGB 2-yr	0.59	0.59	0.59
TGB 5-yr	0.88	0.87	0.89
TGB 10-yr	1.39	1.39	1.43

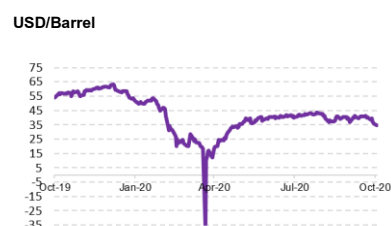
### THBFIX (%)

1-mth	3-mth	6-mth	1-yr
0.477	0.490	0.511	0.521

### THB Swap rate (IRS)

Tenor	bid	ask
1-yr	0.445	0.485
2-yr	0.515	0.555
3-yr	0.610	0.650
5-yr	0.840	0.880
10-yr	1.245	1.305

### WTI Crude Oil



### Gold



## Economic Calendar

Date	Economic Indicator
10-Nov-20	Economic release: CN- CPI and PPI for Oct
	Economic release: EU - ZEW economic sentiment for Nov
	Event: Announcement of November 2020 semi-annual MSCI index review
12-Nov-20	Economic release: JP - PPI for Oct
	Economic release: US - CPI and core CPI for Oct, unemployment claims, crude oil inventories
	Economic release: EU - Industrial production for Sep
13-Nov-20	Economic release: JP - Prelim GDP 3Q20
	Economic release: EU - Flash GDP 3Q20
	Economic release: US - PPI and core PPI for Oct