

# Daily Market Review At-A-Glance

Tuesday, November 10, 2020

## Market Highlight



- Key highlight overnight, Pfizer said on Monday its experimental vaccine was more than 90% effective in preventing COVID-19, based on initial data from a phase 3 large study. The news sparked a sell-off in safe-haven bond markets and risk on in global equities.
- Potential Vaccine caught market by surprise and led to a massive short covering and rotation from COVID positive stocks (tech, streaming) to COVID sensitive stocks (Airlines, Cruise, Hotels, Energy, Entertainment).
- Wall Street indexes hit record highs given the news above. The DJIA gained 2.95%, S&P rose 1.17%, whereas the Nasdaq was down -1.53%.
- Oil jumped 8.5% the most since May as Pfizer news hit the market. US Officials said Moderna vaccine may have similar results as it also based on the same mRNA technology.

## Views on Exchange Rates



**USDTHB:** USDTHB traded in very wide range last night after the big headline. Initially, USDTHB sold off below 30.40 and we later saw a massive buying demands from Bullion clients after Gold got sold off by more than 5%. Nevertheless, after the buying frenzy subsided we saw a resumption of selling interest which dragged USDTHB to where it was earlier.

*Support/Resistance: 30.40/30.55*

USDTHB Exchange Rates



**USDJPY:** USDJPY traded sharply higher on extreme risk on sentiment. The rally somehow failed right at the next major 105.4 resistance which capped the move higher since June 2020. If risk on sentiment sustains, we might see a sharp turn higher in USDJPY trend.

*Support/Resistance: 104/106*

USDJPY Exchange Rates



**EURUSD:** EUR rallied to a 2-month high at 1.1917 on vaccine hopes, not too long after a sharp reversal ensued on sudden demand for dollars. This caused EUR plunge to 1.1794, now trading around the 1.1800 level.

*Support/Resistance: 1.176/1.195*

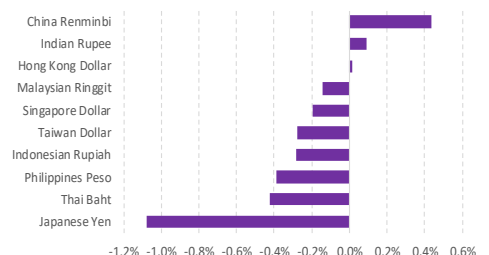
EURUSD Exchange Rates



## Exchange Rate

	3/11/20	9/11/20	10/11/20		3/11/20	9/11/20	10/11/20
USD/THB	31.03	30.58	30.43	USD/JPY	104.46	105.36	104.83
JPY/THB	29.69	29.02	29.02	EUR/USD	1.171	1.181	1.183
EUR/THB	36.34	36.12	36.01	GBP/USD	1.306	1.316	1.320
GBP/THB	40.52	40.25	40.15	AUD/USD	0.716	0.729	0.728
AUD/THB	22.22	22.27	22.16				

Regional foreign exchange rate spot return (7D)

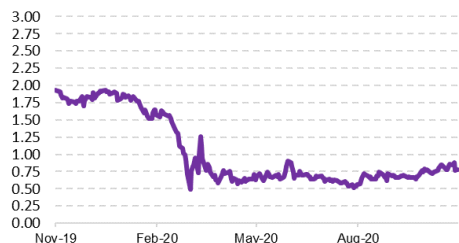


# Daily Market Review At-A-Glance

Tuesday, November 10, 2020

## Views on Interest Rates

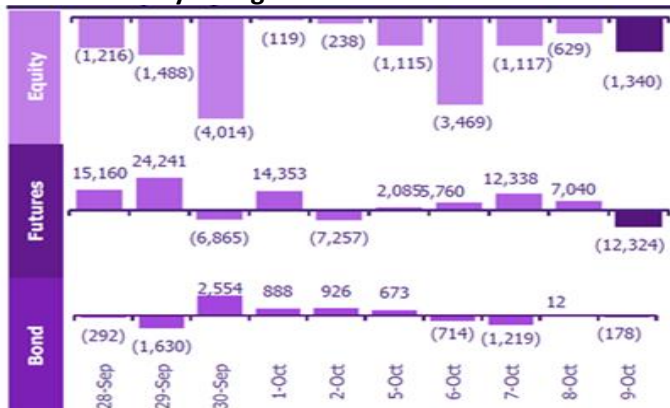
U.S. 10 Year Treasury



**US** : UST's yield curve was bear steepened on good news about a COVID-19 vaccine being developed by Pfizer and Germany's BioNTech was found to be 90% effective which better than market expected. 10y UST closed at 0.92% higher 11bps from previous day. We still expected steepen yield curve.

**THB** : Rates almost unchange on Monday. This morning yield higher 4-5bps with steepening following global yield movement which driven by good news about COVID vaccine.

## Thailand daily foreign net flows



	Equity (Btmn)	SET50 futures (Contract)	Bond (Btmn)*	Bond (Btmn)
Daily				
9-Oct-20	(1,340)	(12,324)	(1,969)	(178)
Weekly				
WTD	(7,671)	14,899	2,364	(1,426)
2-Oct-20	(7,075)	39,632	6,337	2,446
25-Sep-20	(6,363)	(44,345)	(7,236)	8,172
18-Sep-20	(3,646)	26,102	4,334	6,589
11-Sep-20	(1,686)	(1,609)	(267)	3,779
Monthly				
MTD	(8,028)	21,995	3,495	388
Sep-20	(23,189)	17,315	2,820	24,179
Aug-20	(27,661)	1,988	405	2,016
Jul-20	(10,178)	581	48	18,894
Quarterly				
QTD	(8,028)	21,995	3,495	388
3Q20	(61,028)	19,884	3,273	45,089
2Q20	(101,291)	(35,741)	(6,505)	4,628
1Q20	(115,355)	140,898	23,248	(101,771)
4Q19	(40,016)	(48,717)	(10,137)	(5,524)
YTD	(285,702)	147,036	23,513	(51,667)
2019	(45,245)	20,924	4,943	(15,893)
2018	(287,459)	(52,336)	(11,997)	286,582

## Key Indicator Update

Tenor	3/11/20	6/11/20	9/11/20
UST 3-mth	0.10	0.09	0.10
UST 6-mth	0.11	0.10	0.10
UST 1-yr	0.12	0.12	0.13
UST 5-yr	0.39	0.36	0.00
UST 10-yr	0.88	0.82	0.00

### Stock market

	6/11/20	9/11/20	%Change
SET Index	1,260.08	1,285.88	2.05
DJIA	28,323.40	29,157.97	2.95

### Repurchase rate

1-day	7-day	14-day	1-mth
1.25%	1.25%	1.25%	1.25%

### Commodities

	Previous Day	Last	%Change
WTI Crud	37.14	40.29	8.48
Gold	1,954.17	1,875.31	(4.04)

Tenor	3/11/20	6/11/20	9/11/20
TGB 6-mth	0.52	0.51	0.51
TGB 2-yr	0.59	0.59	0.59
TGB 5-yr	0.88	0.87	0.87
TGB 10-yr	1.42	1.39	1.39

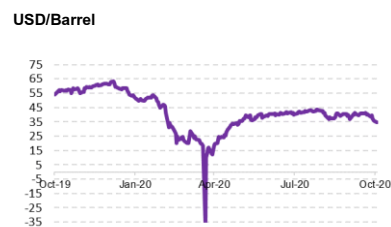
### THBFX (%)

1-mth	3-mth	6-mth	1-yr
0.480	0.495	0.514	0.523

### THB Swap rate (IRS)

Tenor	bid	ask
1-yr	0.455	0.495
2-yr	0.510	0.550
3-yr	0.615	0.655
5-yr	0.825	0.865
10-yr	1.200	1.260

## WTI Crude Oil



## Gold



## Economic Calendar

Date	Economic Indicator
10-Nov-20	Economic release: CN- CPI and PPI for Oct
	Economic release: EU - ZEW economic sentiment for Nov
	Event: Announcement of November 2020 semi-annual MSCI index review
12-Nov-20	Economic release: JP - PPI for Oct
	Economic release: US - CPI and core CPI for Oct, unemployment claims, crude oil inventories
	Economic release: EU - Industrial production for Sep
13-Nov-20	Economic release: JP - Prelim GDP 3Q20
	Economic release: EU - Flash GDP 3Q20
	Economic release: US - PPI and core PPI for Oct