

# Daily Market Review At-A-Glance

Wednesday, November 4, 2020

## Market Highlight



- Finally the election day is upon us and overnight saw risk rallied as market prepares itself for a sweeping Blue wave win with DJIA up 2.06% to 27,480.03 while S&P was up 1.78% to 3,369.02.
- Dollar rebounded this morning while equities retreated as early result showed Trump is slightly ahead of Biden in popular vote and also did better than poll indicated.
- Turnout for the elections has been the highest in a century. The outcome of FLORIDA, NC, OHIO, ARIZONA should give us a good gauge of who's the winner if either party takes a clear lead in those states.

## Views on Exchange Rates



**USDTHB:** USDTHB traded very heavy last night but quickly reverted the move this morning after a very close early election result.

USDTHB Exchange Rates



*Support/Resistance: 30.90/31.30*



**USDJPY:** USDJPY so far muted this morning despite a sharp move in other major currencies. We continue to recommend to fade the move on USDJPY as a mean to hedge risk off unless we see a meaningful break above 107.

USDJPY Exchange Rates



*Support/Resistance: 104/106*



**EURUSD:** EUR traded very choppy this morning with spot initially traded higher to 1.177 before sold off 1 big figure after preliminary result came out.

EURUSD Exchange Rates

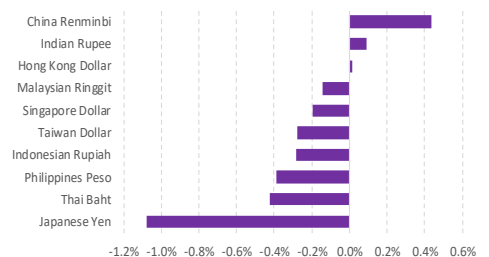


*Support/Resistance: 1.16/1.177*

## Exchange Rate

	28/10/20	3/11/20	4/11/20	28/10/20	3/11/20	4/11/20
USD/THB	31.25	31.03	31.08	USD/JPY	104.29	104.46
JPY/THB	29.96	29.69	29.70	EUR/USD	1.174	1.171
EUR/THB	36.71	36.34	36.33	GBP/USD	1.298	1.306
GBP/THB	40.58	40.52	40.47	AUD/USD	0.704	0.716
AUD/THB	22.02	22.22	22.18			

Regional foreign exchange rate spot return (7D)



# Daily Market Review At-A-Glance

Wednesday, November 4, 2020

## Views on Interest Rates

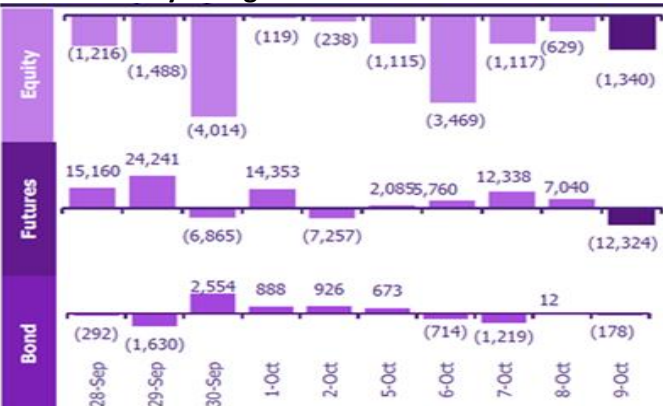
U.S. 10 Year Treasury



**US** : Market priced in a case of blue sweep which will make an aggressive fiscal stimulus, leading a chance that Fed will hike rate in 2024-2025. 10Y UST yield rose by 5bps to closed at 0.90% and soared to 0.945% before softening in this morning. We recommend to stay cautious rather than jump in to volatility at this moment.

**THB** : Selling interest in the afternoon session made belly and long end closed higher by 1-2bps. Meanwhile, we saw paying interest from offshore, making IRS curve bear steepened by 1-1.5bps. We are still bias on bear steepening curve and seek an opportunity to pay more. Anyway, no government bond auction today, but there is bond switching which source bond is LB236A and destination bonds are LB256A and LB29DA.

## Thailand daily foreign net flows



	Equity (Btmn)	SET50 futures (Contract)	Bond (Btmn)
Daily			
9-Oct-20	(1,340)	(12,324)	(1,969)
Weekly	(7,671)	14,899	2,364
2-Oct-20	(7,075)	39,632	6,337
25-Sep-20	(6,363)	(44,345)	(7,236)
18-Sep-20	(3,646)	26,102	4,334
11-Sep-20	(1,686)	(1,609)	(267)
Monthly			
MTD	(8,028)	21,995	3,495
Sep-20	(23,189)	17,315	2,820
Aug-20	(27,661)	1,988	405
Jul-20	(10,178)	581	48
Quarterly			
QTD	(8,028)	21,995	3,495
3Q20	(61,028)	19,884	3,273
2Q20	(101,291)	(35,741)	(6,505)
1Q20	(115,355)	140,898	23,248
4Q19	(40,016)	(48,717)	(10,137)
YTD	(285,702)	147,036	23,513
2019	(45,245)	20,924	4,943
2018	(287,459)	(52,336)	(11,997)

## Key Indicator Update

Tenor	28/10/20	2/11/20	3/11/20
UST 3-mth	0.10	0.09	0.10
UST 6-mth	0.11	0.10	0.11
UST 1-yr	0.12	0.12	0.12
UST 5-yr	0.33	0.38	0.39
UST 10-yr	0.78	0.85	0.88

### Stock market

	2/11/20	3/11/20	%Change
SET Index	1,202.16	1,221.33	1.59
DJIA	26,925.05	27,480.03	2.06

### Repurchase rate

1-day	7-day	14-day	1-mth
1.25%	1.25%	1.25%	1.25%

### Commodities

	Previous Day	Last	%Change
WTI Crud	36.81	37.66	2.31
Gold	1,895.61	1,900.66	0.27

Tenor	28/10/20	2/11/20	3/11/20
TGB 6-mth	0.53	0.53	0.52
TGB 2-yr	0.59	0.59	0.59
TGB 5-yr	0.86	0.87	0.88
TGB 10-yr	1.41	1.42	1.42

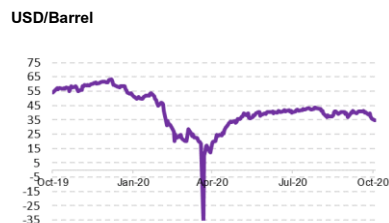
### THBFX (%)

1-mth	3-mth	6-mth	1-yr
0.485	0.500	0.524	0.530

### THB Swap rate (IRS)

Tenor	bid	ask
1-yr	0.435	0.475
2-yr	0.520	0.560
3-yr	0.620	0.660
5-yr	0.820	0.860
10-yr	1.205	1.265

## WTI Crude Oil



## Gold



## Economic Calendar

Date	Economic Indicator
02-Nov-20	Economic release: CN – Caixin manufacturing PMI for Oct
	Economic release: US/EU/JP – Final manufacturing PMI for Oct
	Economic release: US – ISM manufacturing PMI for Oct
03-Nov-20	Event: The 2020 United State presidential election
04-Nov-20	Economic release: CN – Caixin service PMI for Oct
	Economic release: US/EU – Final service PMI for Oct
	Economic release: US – ISM non-manufacturing PMI for Oct, ADP non-farm employment change for Oct, crude oil inventories
	Economic release: EU – Economic forecast
	Economic release: TH – Consumer confidence for Oct
05-Nov-20	Event: FOMC meeting
	Economic release: TH – CPI and core CPI for Oct
	Economic release: EU – Retail sales for Sep
	Economic release: US – Unemployment claims
06-Nov-20	Event: FOMC meeting, BOE meeting
	Economic release: JP – Household spending for Sep
	Economic release: US – Average hourly earnings, non-farm employment change and unemployment rate for Oct